



U.S. DEPARTMENT OF EDUCATION

## Education Stabilization Fund

ESF / ESF Reporting / HEER - 074226572 - Year Three - Page 2 - How Aid Helped

# HEER

## Recipient Reporting Data Collection - Year Three

In Progress

Last Modified: lheight@ltu.edu - 3/17/2023, 10:50:06 AM

### Instructions



### Annual Reporting



Annual Report	Due Date	Applicable Reporting Period
First Annual Report	Early 2021	March 13, 2020 - December 31, 2020
Second Annual Report	Early 2022	January 1, 2021 - December 31, 2021
Third Annual Report	Early 2023	January 1, 2022 - December 31, 2022
Fourth Annual Report	Early 2024	January 1, 2023 - December 31, 2023

### Page 2 - How Aid Helped



- 4) How has HEERF helped your institution and your students?

a) HEERF enabled my institution to continue offering planned programs (i.e., programs of study listed in our course catalog) that were at risk of discontinuation due to pandemic-related factors

Strongly disagree Disagree Neutral Agree Strongly agree N/A Unable to Determine 

b) HEERF enabled my institution to keep student net prices similar to pre-pandemic levels

Strongly disagree Disagree Neutral Agree Strongly agree N/A Unable to Determine 

*Net price refers to costs covered by students and their families and is calculated by adding tuition, fees, books, supplies, and living costs and subtracting grant and/or scholarship aid (e.g., Pell grants, school-based grants, merit scholarships)*

c) HEERF enabled my institution to keep students enrolled by providing them with electronic devices and Internet access

Strongly disagree Disagree Neutral Agree Strongly agree N/A Unable to Determine 

d) HEERF enabled my institution to keep students enrolled who were at risk of dropping out due to pandemic-related factors by providing direct financial support to students

Strongly disagree Disagree Neutral Agree Strongly agree N/A Unable to Determine 

e) HEERF enabled my institution to keep faculty, staff, employees, and contractors at full salary levels who were at risk of unemployment due to pandemic-related factors

Strongly disagree Disagree Neutral Agree Strongly agree N/A Unable to Determine 

f) HEERF enabled my institution to purchase COVID tests, health screening, and the healthcare needed to help students and faculty



U.S. DEPARTMENT OF EDUCATION

# Education Stabilization Fund

ESF / ESF Reporting / HEER - 074226572 - Year Three - Page 3 - Aid Determination

## HEER Recipient Reporting Data Collection - Year Three

In Progress

Last Modified: lheight@ltu.edu - 3/17/2023, 11:32:06 AM

### Instructions ▼

---

### Annual Reporting ▼

---

### Page 3 - Aid Determination ^

5) How did your institution determine which students received emergency financial aid grants to students and how much each student would receive? Please indicate if any of the following strategies were used at least once during the reporting period

a) Did you ask students to apply for funds?

Yes No

b) Did you use any institutional administrative data (pre-existing data that did not come from a HEERF-specific application form) in determining the amount of funds awarded to students?

Yes No

i) Which of these student factors did you prioritize in the grant determination process?

- 1) Enrollment intensity (i.e., full-time/part-time status, number of credits the student is taking, etc.) Yes No
- 2) Location (i.e., branch campus) Yes No
- 3) Pell Grant eligibility Yes No
- 4) FAFSA data elements Yes No
- 5) On-campus/distance education status Yes No
- 6) On-campus/off-campus living arrangements Yes No
- 7) Academic level Yes No
- 8) Other Yes No

- c) Did your institution use a specific methodology to calculate award amounts that is captured in a flowchart, set of equations, a formula, or other documentation? Yes No

Upload PDF/MS Word document instructions, directions, or guidance. Include screenshots of relevant websites

Upload File

Up to 5 files, 2 MB maximum per file, PDF or MS Word only

File Name	Size	Last Modified	Controls
heerf ltu website.docx	1.8 MB	3/17/2023, 11:13:58 AM	<a href="#">Remove</a>

Checking Validation Status ...

---

## Burden Statement

---





U.S. DEPARTMENT OF EDUCATION

# Education Stabilization Fund

ESF / ESF Reporting / HEER - 074226572 - Year Three - Page 4 - Aid Distribution

## HEER Recipient Reporting Data Collection - Year Three

In Progress

Last Modified: lheight@ltu.edu - 3/17/2023, 11:32:06 AM

### Instructions



### Annual Reporting



### Page 4 - Aid Distribution



6) How did your institution distribute the emergency financial aid grants to students?

a) Checks

Yes No

b) Electronic funds transfer /Direct deposit

Yes No


c) Debit cards

Yes No

d) Payment apps

Yes No

e) Other

Yes No 

No validation issues

---

## Burden Statement



---

[Website Policies](#) | [API Documentation](#) | [Glossary](#) | [About the Data](#) | [Grantee Help](#) | [Data Download](#)

ED.gov



U.S. DEPARTMENT OF EDUCATION

# Education Stabilization Fund

ESF / ESF Reporting / HEER - 074226572 - Year Three - Page 5 - Emergency Grants - Guidance

In Progress

## HEER Recipient Reporting Data Collection - Year Three

Last Modified: lheight@ltu.edu - 3/17/2023, 11:32:06 AM

### Instructions ▼

### Annual Reporting ▼

### Page 5 - Emergency Grants - Guidance ▲

- 7) Did your institution provide any instructions, directions, or guidance to students (e.g., FAQs) about the emergency financial aid grants upon disbursement?

Yes	No	<input checked="" type="radio"/>
-----	----	----------------------------------

Upload PDF/MS Word document instructions, directions, or guidance. Include screenshots of relevant websites

Upload File

*heerf report for year three reporting.docx*

Up to 5 files, 2 MB maximum per file, PDF or MS Word only

Checking Validation Status ...



---

## Burden Statement

---



[Website Policies](#) | [API Documentation](#) | [Glossary](#) | [About the Data](#) | [Grantee Help](#) | [Data Download](#)

ED.gov



U.S. DEPARTMENT OF EDUCATION

## Education Stabilization Fund

ESF / ESF Reporting / HEER - 074226572 - Year Three - Page 6 - Emergency Grants - Counts, Student, and Institution Funds

# HEER

## Recipient Reporting Data Collection - Year Three

In Progress

Last Modified: lheight@ltu.edu - 3/17/2023, 11:32:06 AM

### Instructions



### Annual Reporting



### Page 6 - Emergency Grants - Counts, Student, and Institution Funds



- 8) What percentage of students received emergency grants and how much did students receive in emergency grants by fund type and student type?

*Note: Institutions must provide complete answers to each question.*

- a) Complete the following table:

*When IPEDS definitions apply (categories labeled with "(IPEDS categories)" in the form), use the same category for each student that is used to report to IPEDS. For the second and third annual HEERF reports (reporting on calendar years 2021 and 2022 in early 2022 and early 2023 respectively), if a student is not reported to IPEDS, for example because they are not enrolled for credit in courses that could lead to an award, then report that student under "Students not categorized in IPEDS." In the fourth, and fifth annual HEERF reports "Students not categorized in IPEDS" will no longer be an option in the form and institutions will need to track all of their students (regardless of if they would be included in IPEDS enrollment counts) and categorize them using the IPEDS classification methodology*

**Emergency Financial Aid Grants Awarded to Students:** Report only disbursements related to Emergency Financial Aid Grants including using those grants to satisfy outstanding accounts. Any disbursements unrelated to Emergency Financial Aid Grants should not be included in the reported expenditures

	<b>Undergraduate<sub>6</sub> full-time<sub>8</sub> Pell grant recipients<sub>9</sub></b>	<b>Undergraduate<sub>6</sub> full-time<sub>8</sub> Non- Pell grant recipients<sub>10</sub></b>	<b>Undergraduate<sub>6</sub> part-time Pell grant recipients</b>	<b>Undergraduate<sub>6</sub> part-time Non- Pell grant recipients</b>	<b>Graduate full-time recipients</b>	<b>Graduate part-time recipients</b>	<b>Other<sub>7</sub></b>	<b>Total</b>
Number of Students How many students were enrolled? (unduplicated count for the reporting period)	Number 369	Number 1,711	Number 58	Number 946	Number 657	Number 232	Number 0	Total 3,973
Number of HEERF Student Recipients – Emergency Grants to Students (unduplicated) How many students received HEERF emergency financial aid grants? (unduplicated across all HEERF sections)	Number 319	Number 971	Number 67	Number 139	Number 318	Number 155	Number 71	Total 2,040

	Undergraduate <sub>6</sub> full-time <sub>8</sub> Pell grant recipients <sub>9</sub>	Undergraduate <sub>6</sub> full-time <sub>8</sub> Non- Pell grant recipients <sub>10</sub>	Undergraduate <sub>6</sub> part-time Pell grant recipients	Undergraduate <sub>6</sub> part-time Non- Pell grant recipients	Graduate full-time recipients	Graduate part-time recipients	Other <sub>7</sub>	Total
HEERF (a)(1) Student Aid Portion Amount Disbursed What was the amount disbursed directly to students as Emergency Financial Aid Grants?	Amount \$ 0.00	Amount \$ 0.00	Amount \$ 0.00	Amount \$ 0.00	Amount \$ 0.00	Amount \$ 0.00	Amount \$ 0.00	Total \$ 0.00
HEERF (a)(1) Student Aid Portion Amount Disbursed What was the amount of Emergency Financial Aid Grants applied to satisfy student's outstanding account balance upon receiving	Amount \$ 0.00	Amount \$ 0.00	Amount \$ 0.00	Amount \$ 0.00	Amount \$ 0.00	Amount \$ 0.00	Amount \$ 0.00	Total \$ 0.00

	Undergraduate <sub>6</sub> full-time <sub>8</sub> Pell grant recipients <sub>9</sub>	Undergraduate <sub>6</sub> full-time <sub>8</sub> Non- Pell grant recipients <sub>10</sub>	Undergraduate <sub>6</sub> part-time Pell grant recipients	Undergraduate <sub>6</sub> part-time Non- Pell grant recipients	Graduate full-time recipients	Graduate part-time recipients	Other <sub>7</sub>	Total
affirmative written consent from students to do so? If funds were not used for this purpose, report \$0. Include only amounts that benefited students who directly received Emergency Financial Aid Grants.								
HEERF (a)(1) Institutional Portion Amount Disbursed What was the amount disbursed directly to students as Emergency	Amount \$ 0.00	Amount \$ 0.00	Amount \$ 0.00	Amount \$ 0.00	Amount \$ 0.00	Amount \$ 0.00	Amount \$ 0.00	Total \$ 0.00

	Undergraduate <sub>6</sub> full-time <sub>8</sub> Pell grant recipients <sub>9</sub>	Undergraduate <sub>6</sub> full-time <sub>8</sub> Non- Pell grant recipients <sub>10</sub>	Undergraduate <sub>6</sub> part-time Pell grant recipients	Undergraduate <sub>6</sub> part-time Non- Pell grant recipients	Graduate full-time recipients	Graduate part-time recipients	Other <sub>7</sub>	Total
Financial Aid Grants?								
HEERF (a)(1) Institutional	Amount \$0.00	Amount \$0.00	Amount \$0.00	Amount \$0.00	Amount \$0.00	Amount \$0.00	Amount \$0.00	Total \$0.00
Portion Amount Disbursed								
What was the amount of Emergency Financial Aid Grants applied to satisfy student's outstanding account balances upon receiving affirmative written consent from students to do so? If funds were not used for this purpose, report \$0.								

Undergraduate <sup>6</sup> full-time <sup>8</sup> Pell grant recipients <sup>9</sup>	Undergraduate <sup>6</sup> full-time <sup>8</sup> Non- Pell grant recipients <sup>10</sup>	Undergraduate <sup>6</sup> part-time Pell grant recipients	Undergraduate <sup>6</sup> part-time Non- Pell grant recipients	Graduate full-time recipients	Graduate part-time recipients	Other <sup>7</sup>	Total
<p>Include only amounts that benefited students who directly received Emergency Financial Aid Grants.                      If funds were used to discharge account balances as lost revenue using institutional funds without affirmative written consent, do not report here, report in 9b as unpaid student accounts receivable or other student account debts.</p>							

<sup>6</sup>For students in both undergraduate and graduate categories, classify as a graduate student.

<sup>7</sup>Students that are not considered undergraduate or graduate students, for example, non-credit students.

<sup>8</sup>For students who had multiple enrollment intensities, classify as full-time.

<sup>9</sup>Designate the student as a Pell grant recipient if the student was a Pell grant recipient at any time within the applicable reporting period.

<sup>10</sup>Includes non-FAFSA filers.

**Validation Errors**

- HEERF-202 - The sum of enrolled students is zero

**Burden Statement**







U.S. DEPARTMENT OF EDUCATION

# Education Stabilization Fund

ESF / ESF Reporting / HEER - 074226572 - Year Three - Page 7 - Emergency Grants - (a)(2), (a)(3), and (a)(4) Funds

## HEER Recipient Reporting Data Collection - Year Three

In Progress

Last Modified: lheight@ltu.edu - 3/17/2023, 11:32:06 AM

### Instructions



### Annual Reporting



### Page 7 - Emergency Grants - (a)(2), (a)(3), and (a)(4) Funds



Your institution did not receive an award from these programs.

No validation issues

### Burden Statement





U.S. DEPARTMENT OF EDUCATION

## Education Stabilization Fund

ESF / ESF Reporting / HEER - 074226572 - Year Three - Page 8 - Emergency Grants - Min/Max, Calculated Totals, and Averages

# HEER

In Progress

## Recipient Reporting Data Collection - Year Three

Last Modified: lheight@ltu.edu - 3/17/2023, 11:32:06 AM

### Instructions



### Annual Reporting



### Page 8 - Emergency Grants - Min/Max, Calculated Totals, and Averages



- 8) What percentage of students received emergency grants and how much did students receive in emergency grants by fund type and student type?

*Note: Institutions must provide complete answers to each question.*

- a) Complete the following table:

*When IPEDS definitions apply (categories labeled with "(IPEDS categories)" in the form), use the same category for each student that is used to report to IPEDS. For the second and third annual HEERF reports (reporting on calendar years 2021 and 2022 in early 2022 and early 2023 respectively), if a student is not reported to IPEDS, for example because they are not enrolled for credit in courses that could lead to an award, then report that student under "Students not categorized in IPEDS." In the third, fourth, and fifth annual HEERF reports "Students not categorized in IPEDS" will no longer be an option in the form and institutions will need to track all of their students (regardless of if they would be included in IPEDS enrollment counts) and categorize them using the IPEDS classification methodology*

**Emergency Financial Aid Grants Awarded to Students:** Report only disbursements related to Emergency Financial Aid Grants including using those grants to satisfy outstanding accounts. Any disbursements unrelated to Emergency Financial Aid Grants should not be included in the reported expenditures

	Undergraduate <sub>6</sub> full-time <sub>8</sub> Pell grant recipients <sub>9</sub>	Undergraduate <sub>6</sub> full-time <sub>8</sub> Non- Pell grant recipients <sub>10</sub>	Undergraduate <sub>6</sub> part-time Pell grant recipients	Undergraduate <sub>6</sub> part-time Non- Pell grant recipients	Graduate full-time recipients	Graduate part-time recipients	Other <sub>7</sub>	Total
Minimum and maximum award Minimum (non-zero amount) combined (combined across HEERF funds) amount awarded to any one student who received any HEERF funds.	Amount \$0.00	Amount \$0.00	Amount \$0.00	Amount \$0.00	Amount \$0.00	Amount \$0.00	Amount \$0.00	Overall...
Minimum and maximum award Maximum combined (combined across HEERF funds)	Amount \$0.00	Amount \$0.00	Amount \$0.00	Amount \$0.00	Amount \$0.00	Amount \$0.00	Amount \$0.00	Overall... \$0.00

	Undergraduate <sub>6</sub> full-time <sub>8</sub> Pell grant recipients <sub>9</sub>	Undergraduate <sub>6</sub> full-time <sub>8</sub> Non- Pell grant recipients <sub>10</sub>	Undergraduate <sub>6</sub> part-time Pell grant recipients	Undergraduate <sub>6</sub> part-time Non- Pell grant recipients	Graduate full-time recipients	Graduate part-time recipients	Other <sub>7</sub>	Total
amount awarded to any one student who received any HEERF funds.								
HEERF Amount of Grants Disbursed What was the amount of grants disbursed to students through all HEERF funds?	Amount \$0.00	Amount \$0.00	Amount \$0.00	Amount \$0.00	Amount \$0.00	Amount \$0.00	Amount \$0.00	Total \$0.00
Average HEERF Amount Awarded Among students who	Amount	Amount	Amount	Amount	Amount	Amount	Amount	Total \$0.00

	Undergraduate <sup>6</sup> full-time <sup>8</sup> Pell grant recipients <sup>9</sup>	Undergraduate <sup>6</sup> full-time <sup>8</sup> Non- Pell grant recipients <sup>10</sup>	Undergraduate <sup>6</sup> part-time Pell grant recipients	Undergraduate <sup>6</sup> part-time Non- Pell grant recipients	Graduate full-time recipients	Graduate part-time recipients	Other <sup>7</sup>	Total
received HEERF emergency financial aid grants, what was the average award amount per student?								

<sup>6</sup>For students in both undergraduate and graduate categories, classify as a graduate student.

<sup>7</sup>Students that are not considered undergraduate or graduate students, for example, non-credit students.

<sup>8</sup>For students who had multiple enrollment intensities, classify as full-time.

<sup>9</sup>Designate the student as a Pell grant recipient if the student was a Pell grant recipient at any time within the applicable reporting period.

<sup>10</sup>Includes non-FAFSA filers.

No validation issues

## Burden Statement



[Website Policies](#) | [API Documentation](#) | [Glossary](#) | [About the Data](#) | [Grantee Help](#) | [Data Download](#)

[ED.gov](#)



U.S. DEPARTMENT OF EDUCATION

## Education Stabilization Fund

ESF / ESF Reporting / HEER - 074226572 - Year Three - Page 9 - Emergency Grants - Title IV

# HEER

In Progress

## Recipient Reporting Data Collection - Year Three

Last Modified: lheight@ltu.edu - 3/17/2023, 11:32:06 AM

### Instructions



### Annual Reporting



### Page 9 - Emergency Grants - Title IV



- 8) What percentage of students received emergency grants and how much did students receive in emergency grants by fund type and student type?

*Note: Institutions must provide complete answers to each question.*

- b) Among the students enrolled in your institution, how many were NOT Title IV eligible throughout their enrollment during the reporting period?

Enrolled Students Not Eligible

0

*Based on the Department's Final Regulations issued on May 14, 2021 (86 FR 26608, available at <https://www.federalregister.gov/d/2021-10190>), students are not required to be eligible for Title IV student financial aid in order to receive HEERF emergency financial aid grants. Title IV eligibility for this question is based on the number of students for whom the institution has received an Institutional Student Information Record (ISIR) plus the number of students who completed any alternative form developed by the institution. In reporting these data, students should be classified as Title IV eligible if they were determined to be Title IV eligible at any point during the reporting period.*

- i) The percentage of students enrolled in your institution who were NOT Title IV eligible throughout their enrollment during the reporting period is  
Percentage of Enrolled Students Not Eligible  
0.00%
  
- c) Among students who received emergency financial aid grants, how many were NOT Title IV eligible throughout their enrollment during the reporting period?  
Students Not Eligible Who Received Grants  
0
  
- i) The percentage of students who received emergency financial aid grants who were not Title IV eligible throughout their enrollment during the reporting period is  
Percentage of Students Not Eligible Who Received Grants  
0.00%

No validation issues

---

## Burden Statement

---







U.S. DEPARTMENT OF EDUCATION

# Education Stabilization Fund

ESF / ESF Reporting / HEER - 074226572 - Year Three - Page 10 - Emergency Grants - Race/Ethnicity

## HEER

In Progress

### Recipient Reporting Data Collection - Year Three

Last Modified: lheight@ltu.edu - 3/17/2023, 11:32:06 AM

**Instructions** ▼

**Annual Reporting** ▼

**Page 10 - Emergency Grants - Race/Ethnicity** ^

8) What percentage of students received emergency grants and how much did students receive in emergency grants by fund type and student type?

*Note: Institutions must provide complete answers to each question.*

d) What number of students were enrolled, what number received emergency grants, and how much grant aid did the students receive by IPEDS race/ethnicity categories?

Race/Ethnicity (IPEDS categories)	Enrolled student count (unduplicated)	Number of students who received at least one Emergency Financial Aid Grant (unduplicated)	What was the total amount of Emergency Financial Aid Grants disbursed to students through all HEERF funds?	Average HEERF Amount Awarded
-----------------------------------	---------------------------------------	---	--	------------------------------

American Indian or Alaska Native	Count 7	Number 5	Amount \$ 0.00	Amount \$0.00
Asian	Count 154	Number 69	Amount \$ 0.00	Amount \$0.00
Black or African American	Count 419	Number 222	Amount \$ 0.00	Amount \$0.00
Hispanic/Latino	Count 136	Number 92	Amount \$ 0.00	Amount \$0.00
Native Hawaiian or Other Pacific Islander	Count 4	Number 3	Amount \$ 0.00	Amount \$0.00
White	Count 1,998	Number 1,453	Amount \$ 0.00	Amount \$0.00
Two or more races	Count 84	Number 48	Amount \$ 0.00	Amount \$0.00
Race/ethnicity unknown	Count <i>672</i>	Number 80	Amount \$ 0.00	Amount \$0.00
Nonresident alien	Count 579	Number 3	Amount \$ 0.00	Amount \$0.00
Students not categorized in IPEDS				

Count	Number	Amount
0	0	\$ 0.00

No validation issues

---

## Burden Statement

---

[Website Policies](#) | [API Documentation](#) | [Glossary](#) | [About the Data](#) | [Grantee Help](#) | [Data Download](#)

ED.gov



U.S. DEPARTMENT OF EDUCATION

# Education Stabilization Fund

ESF / ESF Reporting / HEER - 074226572 - Year Three - Page 11 - Emergency Grants – Gender and Age

## HEER Recipient Reporting Data Collection - Year Three

In Progress

Last Modified: lheight@ltu.edu - 3/17/2023, 11:32:06 AM

Instructions



Annual Reporting



Page 11 - Emergency Grants – Gender and Age



- 8) What percentage of students received emergency grants and how much did students receive in emergency grants by fund type and student type?

*Note: Institutions must provide complete answers to each question.*

- e) What number of students were enrolled, what number received emergency grants, and how much grant aid did the students receive by IPEDS gender categories?

Gender/Age (IPEDS categories)	Enrolled student count (unduplicated)	Number of students who received at least one Emergency Financial Aid Grant (unduplicated)	What was the total amount of grants disbursed to students through all HEERF funds?	Average HEERF Amount Awarded
Men				

Men	Count 2,667	Number 1,358	Amount \$ 0.00	Amount \$ 0.00
Women	Count 1386	Number 617	Amount \$ 0.00	Amount \$ 0.00
Students not categorized in IPEDS	Count 0	Number 0	Amount \$ 0.00	Amount

f) What number of students were enrolled, what number received emergency grants and how much grant aid did the students receive by IPEDS age categories?  
*Institutions should follow IPEDS Fall enrollment guidelines ( <https://nces.ed.gov/ipeds/use-the-data/survey-components/8/fall-enrollment> ) for when to capture a student's age. For example, institutions operating on a traditional academic year calendar (semester, trimester, quarter, or 4-1-4) report Fall enrollment as of the institution's official fall reporting date or October 15. Institutions operating on a calendar that differs by program or that enrolls students on a continuous basis (referred to as program reporters) report Fall enrollment as students enrolled any time during the period August 1 and October 31.*

Ages 25 and older	Count 968	Number 473	Amount \$ 0.00	Amount \$ 0.00
Ages 24 and younger	Count 3,085	Number 1,502	Amount \$ 0.00	Amount \$ 0.00
Age not available in administrative records (e.g., IPEDS, FAFSA, etc.)	Count 0	Number 0	Amount \$ 0.00	Amount

No validation issues

## Burden Statement

---



[Website Policies](#) | [API Documentation](#) | [Glossary](#) | [About the Data](#) | [Grantee Help](#) | [Data Download](#)

ED.gov



U.S. DEPARTMENT OF EDUCATION

# Education Stabilization Fund

ESF / ESF Reporting / HEER - 074226572 - Year Three - Page 12 - Institutional Expenditures

## HEER Recipient Reporting Data Collection - Year Three

In Progress

Last Modified: lheight@ltu.edu - 3/17/2023, 11:32:06 AM

### Instructions



### Annual Reporting



### Page 12 - Institutional Expenditures



- 9) Institutional expenditures
  - a) Provide the total amount of HEERF funds expended during the reporting period on each of the following categories:

Providing additional Emergency Financial Aid Grants to students.

Amount in (a)(1) institutional dollars  
\$0.00

Amount in (a)(2) dollars, if applicable  
\$0.00

Amount in (a)(3) dollars, if applicable  
\$0.00

Explanatory Notes

No emergency financial aid grants were provided to students in the calendar year 2022.

300 characters maximum: 86/300

Using Emergency Financial Aid Grants to cover student outstanding account balances for costs such as debt forgiveness, room, board, tuition, or fees.

Amount in (a)(1) institutional dollars	Amount in (a)(2) dollars, if applicable	Amount in (a)(3) dollars, if applicable
\$0.00	\$0.00	\$0.00

Explanatory Notes

This is covered at the bottom under Other.

300 characters maximum: 42/300

Indirect cost recovery/facilities and administrative costs charged on the grants.

Amount in (a)(1) institutional dollars	Amount in (a)(2) dollars, if applicable	Amount in (a)(3) dollars, if applicable
\$0.00	\$0.00	\$0.00

Explanatory Notes

None

300 characters maximum: 4/300

Covering the cost of providing additional technology hardware to students, such as laptops or tablets, or covering the added cost of technology fees.

Amount in (a)(1) institutional dollars	Amount in (a)(2) dollars, if applicable	Amount in (a)(3) dollars, if applicable
\$0.00	\$0.00	\$0.00

Explanatory Notes

Done in the previous year.

300 characters maximum: 26/300

Providing or subsidizing the costs of high-speed internet to students or faculty to transition to an online environment.



Amount in (a)(1) institutional dollars  
\$ 0.00

Amount in (a)(2) dollars, if applicable  
\$ 0.00

Amount in (a)(3) dollars, if applicable  
\$ 0.00

Explanatory Notes  
Done in the previous year

..... 300 characters maximum: 25/300 .....

Subsidizing off-campus housing costs due to dormitory closures or decisions to limit housing to one student per room; subsidizing housing costs to reduce housing density; paying for hotels or other off-campus housing for students who need to be isolated; paying travel expenses for students who need to leave campus early due to coronavirus infections or campus interruptions.

Amount in (a)(1) institutional dollars  
\$ 506,116.00

Amount in (a)(2) dollars, if applicable  
\$ 0.00

Amount in (a)(3) dollars, if applicable  
\$ 0.00

Explanatory Notes  
updated housing air conditioning to improve air flow and quality and expand dorm rooms available to use.

..... 300 characters maximum: 104/300 .....

Subsidizing food service to reduce density in eating facilities, to provide pre-packaged meals, or to add hours to food service operations to accommodate social distancing.

Amount in (a)(1) institutional dollars  
\$ 0.00

Amount in (a)(2) dollars, if applicable  
\$ 0.00

Amount in (a)(3) dollars, if applicable  
\$ 0.00

Explanatory Notes  
None

..... 300 characters maximum: 4/300 .....

Costs related to operating additional class sections to enable social distancing, such as those for hiring more instructors and increasing campus hours of operations.

Amount in (a)(1) institutional dollars  
\$ 0.00

Amount in (a)(2) dollars, if applicable  
\$ 0.00

Amount in (a)(3) dollars, if applicable  
\$ 0.00

Explanatory Notes  
Done in the previous year

300 characters maximum: 25/300

### Construction, Renovation, and Real Property Projects.

*The Consolidated Appropriations Act, 2022 (P.L. 117-103), signed into law by President Biden on March 15, 2022, expanded the allowable uses of funds for IHEs that received funds under the HEERF (a)(2) programs (ALN 84.425J; T84.425K; 84.425L; 84.425M). Specifically, IHEs that received HEERF (a)(2) grant funds now may expend them on the acquisition of real property, renovations, or construction related to preventing, preparing for, and responding to the coronavirus. Before commencing any renovations, construction, or real property projects supported by HEERF (a)(2) grant funds, grantees must receive approval for the project from the Department.*

*Include in explanatory notes, title(s) of construction, renovation, and real property projects.*

Amount in (a)(2) dollars, if applicable  
\$ 0.00

Purchasing, leasing, or renting additional instructional equipment and supplies (such as laboratory equipment or computers) to reduce the number of students sharing equipment or supplies during a single class period and to provide time for disinfection between uses.

Amount in (a)(1) institutional dollars  
\$ 0.00

Amount in (a)(2) dollars, if applicable  
\$ 0.00

Amount in (a)(3) dollars, if applicable  
\$ 0.00

Explanatory Notes  
None

300 characters maximum: 4/300

Purchasing faculty and staff training in online instruction; or paying additional funds to staff who are providing training in addition to their regular job responsibilities.

Amount in (a)(1) institutional dollars

\$ 0.00

Amount in (a)(2) dollars, if applicable

\$ 0.00

Amount in (a)(3) dollars, if applicable

\$ 0.00

Explanatory Notes

Done in the previous year

300 characters maximum: 25/300

Purchasing, leasing, or renting additional equipment or software to enable distance learning, or upgrading campus wi-fi access or extending open networks to parking lots or public spaces, etc.

Amount in (a)(1) institutional dollars

\$ 0.00

Amount in (a)(2) dollars, if applicable

\$ 0.00

Amount in (a)(3) dollars, if applicable

\$ 0.00

Explanatory Notes

Done in the previous year.

300 characters maximum: 26/300

Implementing evidence-based practices to monitor and suppress coronavirus in accordance with public health guidelines.

*Include campus safety and operations activities here. To the extent that campus safety and operations were not evidence-based, describe those activities in the explanatory notes field.*

Amount in (a)(1) institutional dollars

\$ 0.00

Amount in (a)(2) dollars, if applicable

\$ 0.00

Amount in (a)(3) dollars, if applicable

\$ 0.00

Explanatory Notes

Done in the previous year

300 characters maximum: 25/300

Conducting direct outreach to financial aid applicants about the opportunity to receive a financial aid adjustment due to the recent unemployment of a family member or independent student, or other circumstances, described in section 479A of the Higher Education Act of 1965.

Amount in (a)(1) institutional dollars  
\$ 0.00

Amount in (a)(2) dollars, if applicable  
\$ 0.00

Amount in (a)(3) dollars, if applicable  
\$ 0.00

Explanatory Notes  
None

300 characters maximum: 4/300

**Replacing lost revenue from all sources.**

*Please see the Department's HEERF Lost Revenue FAQs (March 19, 2021) for more information regarding what may be appropriately included in an estimate of lost revenue.*

Amount in (a)(1) institutional dollars  
\$ 0.00

Amount in (a)(2) dollars, if applicable  
\$ 0.00

Amount in (a)(3) dollars, if applicable  
\$ 0.00

Explanatory Notes  
None

300 characters maximum: 4/300

**Other Uses of (a)(1) Institutional Portion funds.**

Amount in (a)(1) institutional dollars  
\$ 506,441.00

Explanatory Notes  
Relieved student bad debt and covered 5th year scholarships needed due to the pandemic.

300 characters maximum: 87/300

**Other uses of (a)(2) or (a)(3) funds, if applicable.**

Amount in (a)(2) dollars, if applicable  
\$ 0.00

Amount in (a)(3) dollars, if applicable  
\$ 0.00

Explanatory Notes  
None

300 characters maximum: 4/300

### Annual Institutional Expenditures for each Program

Amount in (a)(1) institutional dollars  
\$1,012,557.00

Amount in (a)(2) dollars, if applicable  
\$0.00

Amount in (a)(3) dollars, if applicable  
\$0.00

### Total of Institutional Annual Expenditures

Amount in all institutional dollars  
\$1,012,557.00

No validation issues

---

## Burden Statement





U.S. DEPARTMENT OF EDUCATION

## Education Stabilization Fund

ESF / ESF Reporting / HEER - 074226572 - Year Three - Page 13 - Lost Revenue

# HEER

## Recipient Reporting Data Collection - Year Three

In Progress

Last Modified: lheight@ltu.edu - 3/17/2023, 11:32:06 AM

**Instructions**



**Annual Reporting**



**Page 13 - Lost Revenue**



- b) Estimate how much of the lost revenue reported above came from revenue lost from each of the following sources:  
*These categories are the categories described in Question 3 of the HEERF Lost Revenue FAQs (March 19, 2021, available at <https://www2.ed.gov/about/offices/list/ope/heerflostrevenuefaqs.pdf>).*

<p>Academic Resources</p> <p>Estimated Amount \$ 0.00</p>	<p>Unpaid student accounts receivable or other student account debts (including tuition, fees, and institutional charges)</p> <p>Estimated Amount \$ 0.00</p>	<p>Room and board</p> <p>Estimated Amount \$ 0.00</p>	<p>Enrollment declines, including reduced tuition, fees, and institutional charges</p> <p>Estimated Amount \$ 0.00</p>	<p>Supported research</p> <p>Estimated Amount \$ 0.00</p>
---	---	---	--	---

<p>Summer terms and camps</p> <p>Estimated Amount \$ 0.00</p>	<p>Auxiliary services sources</p> <p>Estimated Amount \$ 0.00</p>	<p>Cancelled ancillary events</p> <p>Estimated Amount \$ 0.00</p>	<p>Disruption of food service</p> <p>Estimated Amount \$ 0.00</p>
---	---	---	---

<p>Dormitory services</p> <p>Estimated Amount \$ 0.00</p>	<p>Childcare services</p> <p>Estimated Amount \$ 0.00</p>	<p>Use of facilities or venues, including external events such as weddings, receptions, or conferences (other than facilities associated with sectarian instruction or religious worship)</p> <p>Estimated Amount \$ 0.00</p>	<p>Bookstore revenue</p> <p>Estimated Amount \$ 0.00</p>
---	---	---	--

<p>Parking revenue</p> <p>Estimated Amount \$ 0.00</p>	<p>Lease revenue</p> <p>Estimated Amount \$ 0.00</p>	<p>Royalties</p> <p>Estimated Amount \$ 0.00</p>	<p>Other operating revenue</p> <p>Estimated Amount \$ 0.00</p>
--	--	--	--

Total (a)(1) lost revenue funds	Total (a)(2) lost revenue funds	Total (a)(3) lost revenue funds	TOTAL LOST REVENUE HEERF
\$ 0.00	\$ 0.00	\$ 0.00	\$0.00

*Estimated amounts need to sum to amounts reported in 9a*

c) Briefly describe the "other operating revenue" reported above:

Brief description

1000 characters maximum: 0/1000

No validation issues

---

## Burden Statement

---







U.S. DEPARTMENT OF EDUCATION

# Education Stabilization Fund

ESF / ESF Reporting / HEER - 074226572 - Year Three - Page 14 - Enrollment - Academic

## HEER

In Progress

### Recipient Reporting Data Collection - Year Three

Last Modified: lheight@ltu.edu - 3/17/2023, 11:32:06 AM

#### Instructions v

---

#### Annual Reporting v

---

#### Page 14 - Enrollment - Academic ^

- 10) Provide the unduplicated count of students who were enrolled at least once as a degree/certificate seeking student within the reporting period and their enrollment status at the end reporting period. The three statuses (completed, withdrawn, and still enrolled) need to add up to the total number of students enrolled.

#### **Enrollment status for all degree/certificate-seeking students for the current reporting period ^**

- a) Complete the following table for the applicable reporting period

	Number of degree/certificate seeking students	Number of degree/certificate seeking students who completed a program at your institution during the reporting period	Number of degree/certificate seeking students who did not complete during the reporting period but were still enrolled at your institution (i.e., last enrollment record at the end of the reporting period is not a withdraw record)	Number of degree/certificate seeking students who did not complete and withdrew from your institution (i.e., no completion record during the reporting period and the last enrollment record at the end of the reporting period is a withdraw record)
Academic level <b>UNDERGRADUATE STUDENTS</b> <i>For students in both undergraduate and graduate categories, classify as a graduate student</i>	Number 2,278	Number 306	Number 1,820	Number 152
Academic level <b>GRADUATE STUDENTS</b> <i>For students in both undergraduate and graduate categories, classify as a graduate student</i>	Number 664	Number 181	Number 437	Number 46
Pell grant status (undergraduates only) <b>PELL GRANT RECIPIENTS</b>	Number 422	Number 64	Number 309	Number 49

*Designate the student as a Pell grant recipient if the student was a Pell grant recipient at any time within the applicable reporting period*

Pell grant status (undergraduates only)

**NON-PELL GRANT RECIPIENTS**

Number	Number	Number	Number
1,856	242	1,511	103

*Designate the student as a Pell grant recipient if the student was a Pell grant recipient at any time within the applicable reporting period*

Enrollment intensity  
**PART-TIME**

Number	Number	Number	Number
664	181	437	46

*For students who had multiple enrollment intensities, classify as full-time*

Enrollment intensity  
**FULL-TIME**

Number	Number	Number	Number
2,278	306	1,820	152

*For students who had multiple enrollment intensities, classify as full-time*

Checking Validation Status ...

**Burden Statement**



[Website Policies](#) | [API Documentation](#) | [Glossary](#) | [About the Data](#) | [Grantee Help](#) | [Data Download](#)

ED.gov



U.S. DEPARTMENT OF EDUCATION

# Education Stabilization Fund

ESF / ESF Reporting / HEER - 074226572 - Year Three - Page 15 - Enrollment - Race

## HEER Recipient Reporting Data Collection - Year Three

In Progress

Last Modified: lheight@ltu.edu - 3/17/2023, 11:32:06 AM

### Instructions ▼

---

### Annual Reporting ▼

---

### Page 15 - Enrollment - Race ^

- 10) Provide the unduplicated count of students who were enrolled at least once as a degree/certificate seeking student within the reporting period and their enrollment status at the end reporting period. The three statuses (completed, withdrawn, and still enrolled) need to add up to the total number of students enrolled.

#### **Enrollment status for all degree/certificate-seeking students for the current reporting period ^**

- a) Complete the following table for the applicable reporting period

	Number of degree/certificate seeking students	Number of degree/certificate seeking students who completed a program at your institution during the reporting period	Number of degree/certificate seeking students who did not complete during the reporting period but were still enrolled at your institution (i.e., last enrollment record at the end of the reporting period is not a withdraw record)	Number of degree/certificate seeking students who did not complete and withdrew from your institution (i.e., no completion record during the reporting period and the last enrollment record at the end of the reporting period is a withdraw record)
Race/ethnicity (IPEDS categories) <b>AMERICAN INDIAN OR ALASKA NATIVE</b>	Number 6	Number 0	Number 5	Number 1
Race/ethnicity (IPEDS categories) <b>ASIAN</b>	Number 101	Number 14	Number 79	Number 8
Race/ethnicity (IPEDS categories) <b>BLACK OR AFRICAN AMERICAN</b>	Number 277	Number 18	Number 216	Number 43
Race/ethnicity (IPEDS categories) <b>HISPANIC/LATINO</b>	Number 119	Number 10	Number 97	Number 12

Race/ethnicity (IPEDS categories) <b>NATIVE HAWAIIAN OR OTHER PACIFIC ISLANDER</b>	Number 3	Number 0	Number 3	Number 0
Race/ethnicity (IPEDS categories) <b>WHITE</b>	Number 1,832	Number 333	Number 1,391	Number 108
Race/ethnicity (IPEDS categories) <b>TWO OR MORE RACES</b>	Number 70	Number 6	Number 57	Number 7
Race/ethnicity (IPEDS categories) <b>RACE/ETHNICITY UNKNOWN</b>	Number 97	Number 18	Number 75	Number 4
Race/ethnicity (IPEDS categories) <b>NONRESIDENT ALIEN</b>	Number 437	Number 88	Number 334	Number 15

No validation issues

**Burden Statement**



[Website Policies](#) | [API Documentation](#) | [Glossary](#) | [About the Data](#) | [Grantee Help](#) | [Data Download](#)

[ED.gov](#)





U.S. DEPARTMENT OF EDUCATION

# Education Stabilization Fund

ESF / ESF Reporting / HEER - 074226572 - Year Three - Page 16 - Enrollment - Gender/Age

## HEER

In Progress

### Recipient Reporting Data Collection - Year Three

Last Modified: lheight@ltu.edu - 3/17/2023, 11:32:06 AM

#### Instructions



#### Annual Reporting



#### Page 16 - Enrollment - Gender/Age



- 10) Provide the unduplicated count of students who were enrolled at least once as a degree/certificate seeking student within the reporting period and their enrollment status at the end reporting period. The three statuses (completed, withdrawn, and still enrolled) need to add up to the total number of students enrolled.

#### Enrollment status for all degree/certificate-seeking students for the current reporting period



- a) Complete the following table for the applicable reporting period

	Number of degree/certificate seeking students	Number of degree/certificate seeking students who completed a program at your institution during the reporting period	Number of degree/certificate seeking students who did not complete during the reporting period but were still enrolled at your institution (i.e., last enrollment record at the end of the reporting period is not a withdraw record)	Number of degree/certificate seeking students who did not complete and withdrew from your institution (i.e., no completion record during the reporting period and the last enrollment record at the end of the reporting period is a withdraw record)
Gender (IPEDS categories) <b>WOMEN</b>	Number 859	Number 139	Number 659	Number 61
Gender (IPEDS categories) <b>MEN</b>	Number 2,083	Number 348	Number 1,598	Number 137
Age (IPEDS categories) <b>AGES 25 AND OLDER</b>	Number 745	Number 204	Number 469	Number 72
Age (IPEDS categories) <b>AGES 24 AND YOUNGER</b>	Number 2,197	Number 283	Number 1,788	Number 126
Age (IPEDS categories) <b>AGE NOT AVAILABLE IN ADMINISTRATIVE</b>	Number 0	Number 0	Number 0	Number 0

**RECORDS (E.G.,  
IPEDS, FAFSA, ETC.)**

---

---

No validation issues

---

**Burden Statement**





U.S. DEPARTMENT OF EDUCATION

# Education Stabilization Fund

ESF / ESF Reporting / HEER - 074226572 - Year Three - Page 17 - FTE Positions

## HEER

In Progress

### Recipient Reporting Data Collection - Year Three

Last Modified: lheight@ltu.edu - 3/17/2023, 11:32:06 AM

#### Instructions ▼

---

#### Annual Reporting ▼

---

#### Page 17 - FTE Positions ^

- 11) Provide the number of full-time equivalent (FTE) positions as of the listed reporting dates by IPEDS categories. (The number of FTE positions includes all staff regardless of whether the position is funded by Federal, State, local, or other funds—including instructional and non-instructional staff and contractors—and equals the sum of the number of full-time positions plus the full-time equivalent of the number of part-time positions).

#### Instructional Staff

*An occupational category that is comprised of staff who are either: 1) Primarily Instruction or 2) Instruction combined with research and/or public service. The intent of the Instructional Staff category is to include all individuals whose primary occupation includes instruction at the institution.*

Full-time equivalent (FTE) positions as of November 1, 2022

180

Non-Instructional Staff

NON-INSTRUCTIONAL STAFF

Full-time equivalent (FTE) positions as of November 1, 2022

263

No validation issues

---

**Burden Statement**

---





U.S. DEPARTMENT OF EDUCATION

# Education Stabilization Fund

ESF / ESF Reporting / HEER - 074226572 - Year Three - Page 18 - Accrerator Approval

## HEER

In Progress

### Recipient Reporting Data Collection - Year Three

Last Modified: lheight@ltu.edu - 3/17/2023, 11:32:06 AM


#### Instructions

#### Annual Reporting


#### Page 18 - Accrerator Approval

12) Did your institution receive approval from your primary accrerator to offer distance education after the start of the national emergency?

a) Did your institution receive temporary approval from your primary accrerator to offer distance education?

Yes No 

b) Did your institution receive permanent approval from your primary accrerator to offer distance education?

Yes No 

c) Provide the name of your institution's primary accrerator that provided temporary and/or permanent approval

North Central Accreditation - We already had approval and provided online education along with onground education

d) Are you accredited by an agency that does not have distance education within its scope of recognition and therefore relied on COVID-19 flexibilities to offer distance education?

Yes No

No validation issues

---

## Burden Statement

---





U.S. DEPARTMENT OF EDUCATION

# Education Stabilization Fund

ESF / ESF Reporting / HEER - 074226572 - Year Three - Page 19 - Review

## HEER Recipient Reporting Data Collection - Year Three

In Progress

Last Modified: lheight@ltu.edu - 3/17/2023, 11:32:06 AM

### Page 19 - Review ^

#### General Information v

#### Websites v

#### How Aid Helped v

#### Aid Determination v

#### Aid Distribution v

#### Emergency Grants - Guidance v

#### Emergency Grants - Counts, Student, and Institution Funds v



<b>Emergency Grants - (a)(2) (a)(3) and (a)(4) Funds</b>	∨
<b>Emergency Grants - Min/Max, Calculated Totals, and Averages</b>	∨
<b>Emergency Grants - Title IV</b>	∨
<b>Emergency Grants - Race/Ethnicity</b>	∨
<b>Emergency Grants - Gender and Age</b>	∨
<b>Institutional Expenditures</b>	∨
<b>Lost Revenue</b>	∨
<b>Enrollment - Academic</b>	∨
<b>Enrollment - Race</b>	∨
<b>Enrollment - Gender/Age</b>	∨
<b>FTE Positions</b>	∨
<b>Accreditor Approval</b>	∨

[Website Policies](#) | [API Documentation](#) | [Glossary](#) | [About the Data](#) | [Grantee Help](#) | [Data Download](#)

ED.gov